

TECHNICAL DATA SHEET

ROSARIO XXST creme Low ESD S1 No. 720055


Sz. 35 - 48



LABELLING ACCORDING TO STANDARD

Standard for safety footwear EN ISO 20345:2022 S1	Basic requirement for S1: A Antistatic shoe - E Energy absorption in the heel - Closed heel area
Additional requirements	FO FUEL RESISTANCE SR SLIP RESISTANCE on ceramic tile with glycerine.



FORM

Safety shoe 	Form A - in size 42, the upper height must not exceed 11.2 cm.
--	--

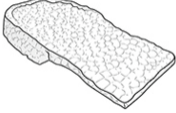

AREAS OF APPLICATION

Areas of application	Dry work areas Industry, storage, transport, assembly etc. (S1) Areas where there is a risk of electrostatic discharge (ESDS/ESD) Workplaces on hard Undergrounds: The revolutionary Infinergy® sole core cushions impacts and provides for a rebound effect when the compressive impulse subsides - for more energy in every step.
----------------------	--

FEATURES

ESD equipment	Thanks to its excellent discharge capability, the shoe is suitable for work in ESD sensitive or electrostatically protected areas (EPA). The shoes comply to the standard 61340-5-1. 
Sizes (unisex model)	<ul style="list-style-type: none"> Expanded size range: available in sizes 35 - 48
Certification in accordance with DGUV rule 112-191	<ul style="list-style-type: none"> Certified for orthopaedic modifications / inserts 

FEATURES

<p>Padded upper edge</p>	<ul style="list-style-type: none"> • Excellent wearing comfort: the padded upper edge protects the Achilles tendon.
<p>Padded tongue</p>	<ul style="list-style-type: none"> • Excellent wearing comfort: The tongue prevents pressure marks.
<p>Sole core made of Infinergy® by BASF</p> 	<p>The sole core consists of expanded, thermoplastic polyurethane in the form of oval foam beads. These stick together and are very light and elastic. This revolutionary technology cushions the impact and bounces back extremely well on pressure, so that the energy can be returned to the wearer. Even under low temperatures of -20 °C, the core maintains its high elasticity.</p> 


UPPER MATERIAL

<p>Suede</p>	<ul style="list-style-type: none"> • Areas of application S1 • Natural material • Breathable
<p>Textile material</p>	<ul style="list-style-type: none"> • Areas of application S1 • Synthetic material • Retains its shape • Tear-resistant • Quick drying • Abrasion resistant and light

LINING


<p>Breathable fabric lining</p>	<ul style="list-style-type: none"> • Climate-regulating • Good ventilation • Skin-friendly • High absorption and emission of moisture
<p>Heel pocket lining</p>	<ul style="list-style-type: none"> • The abrasion-resistant microfibre material is particularly sturdy and provides for a pleasant wearing comfort.

TOE PROTECTION CAP

<p>Steel toe cap</p> 	<ul style="list-style-type: none"> • Protection against impacts of min. 200 joules and pressure loading of min. 15 kN • Permanent edge coverage for cushioning • Ergonomically shaped • Comfortable toe room • Good coverage of the little toe area
--	--

INLAY SOLE

Full-length inlay sole
SPORTIVE ESD (rec)



- ESD EQUIPMENT: Protection against electrostatic discharge (ESD). The full-length, exchangeable inlay sole is conductive and designed for the use in ESD safety footwear according to the standards DIN EN ISO 20345 and DIN EN 61340-5-1.
- Inlay sole with recycled material content
- The full-length, exchangeable inlay sole provides the highest possible comfort in safety shoes.
- Improvement of the shoe climate thanks to the PU foam's open cell structure. So the foot is always kept comfortably dry.
- The extreme softness of the PU foam absorbs shocks on impact and increases walking comfort.

INSOLE

ESD soft-fleece insole

ESD equipment: Protection against electrostatic discharge (ESD), and without using additional means fulfilling a bridge function to the outsole.

- Approximately 50 % lighter than comparable soles made of natural materials
- Flexible and shape-retaining
- Good air permeability
- Excellent wear resistance
- High moisture absorption
- Quick drying (virtually overnight)

OUTSOLE

WELLMAXX STREET
extended wedge double-
density sole



- Excellent slip resistance
- Antistatic

Outsole: TPU (thermoplastic polyurethane)

- Colour: beige
- Profile depth: 3.5 mm
- Particularly abrasion-resistant
- Heat-resistant to approx. 130°C
- Flexible at cold temperatures to approx. -30°C
- Oil and fuel resistant

Midsole: PU (polyurethane) with a core made of Infinergy® by BASF

- The soft PU core provides a good impact absorption and high wearing comfort
- The core made of Infinergy® provides a very good cushioning with rebound effect