

# TECHNICAL DATA SHEET

MASON Pro GTX® Mid ESD S3S CI Typ 2 No. 7683102


Sz. 40 - 48






## LABELLING ACCORDING TO STANDARD

<p>Standard for safety footwear EN ISO 20345:2022 S3S</p>	<p>Basic requirement for S3S:  <b>A</b> Antistatic shoe - <b>E</b> Energy absorption in the heel -  <b>WPA</b> Water penetration and absorption -  <b>S</b> Textile penetration protection - Closed heel area - Basic Slip resistance test on ceramic tile + NaLS (soap solution) - Profiled outsole</p>
<p>Additional requirements</p>	<p><b>WR</b> WATER RESISTANCE, entire shoe</p> <p><b>FO</b> FUEL RESISTANCE</p> <p><b>SR</b> SLIP RESISTANCE on ceramic tile with glycerine.</p> <p><b>SC</b> SCUFF CAP The overcap manages a certain amount of abrasion.</p> <p><b>CI</b> COLD INSULATED</p>

## FORM

<p>Safety laced boot</p> 	<p>Form B - in size 42, the upper height must be at least 11.3 cm.</p>
--	--




## FIT

<p>ERGO-ACTIVE Fußtypensystem</p>	<p>ERGO-ACTIVE foot type system with three fit variants</p> <p>The right shoe for everyone: Three different types of lasts do not only take into account length and width of the foot, but also toe length, heel width and angle of the ball of the foot.</p>	
	<p>Foot type 1:</p> <ul style="list-style-type: none"> <li>• For larger feet</li> <li>• Short toes</li> <li>• Wide ball and heel area</li> <li>• Steep ball angle</li> </ul>	
	<p>Foot type 2:</p> <ul style="list-style-type: none"> <li>• For normal feet</li> <li>• Long toes</li> <li>• Medium-wide ball and heel area</li> <li>• Flat ball angle</li> </ul>	
	<p>Foot type 3:</p> <ul style="list-style-type: none"> <li>• For slim feet</li> <li>• Medium-sized toes</li> <li>• Narrow ball and heel area</li> <li>• Medium ball angle</li> </ul>	

## AREAS OF APPLICATION

<p>Areas of application</p>	<p>Indoors and outdoors</p> <p>Areas where exposure to moisture is expected (S2)</p> <p>Areas where there is a risk of penetration from pointed and sharp objects (S3/S3L/S3S)</p> <p>Areas where there is a risk of electrostatic discharge (ESDS/ESD)</p>
-----------------------------	---

## FEATURES

<p>ESD equipment</p>	<p>Thanks to its excellent discharge capability, the shoe is suitable for work in ESD sensitive or electrostatically protected areas (EPA). The shoes comply to the standard 61340-5-1.</p>	
<p>Certification in accordance with DGUV rule 112-191</p>	<ul style="list-style-type: none"> <li>• Certified for orthopaedic modifications / inserts</li> </ul>	
<p>Full, padded bellows tongue</p>	<ul style="list-style-type: none"> <li>• Excellent wearing comfort: The tongue prevents pressure marks and avoids dirt from entering into the shoe.</li> </ul>	
<p>Collar padding</p>	<ul style="list-style-type: none"> <li>• Excellent wearing comfort: the ankle-wrapping, softly padded upper edge provides for stability and grip in the shoe.</li> </ul>	
<p>Reflective material</p>	<ul style="list-style-type: none"> <li>• Good visibility in the dark</li> </ul>	

## FEATURES

### TPU scuff cap

- Excellent wear protection in the shoe tip
- Protects the upper leather in this area against premature wear

## UPPER MATERIAL

### Cowhide leather

- Areas of application S1/S2/S3
- Natural material
- Wear-resistant
- Breathable
- Water penetration/absorption in accordance with EN ISO 20345 S2

## LINING

### Gore-Tex® Performance Comfort Footwear



The GORE-TEX® membrane prevents water from entering into the shoe, but still allows your feet to "breathe". This technology provides ideal climate comfort for all outdoor activities, even in the harshest weather conditions. All components of the shoe construction are precisely attuned to one another and are subject to constant quality controls.

The ALL-WEATHER membrane

The all-weather membrane constantly provides an ideal climate comfort inside the shoe in all wind and weather conditions. Keeps your feet cool in summer and warm in winter. Tiny pores keep wind and wetness outside.

## TOE PROTECTION CAP

### Steel toe cap



- Protection against impacts of min. 200 joules and pressure loading of min. 15 kN
- Permanent edge coverage for cushioning
- Ergonomically shaped
- Comfortable toe room
- Good coverage of the little toe area

## INLAY SOLE

### Semi-orthopaedic inlay sole ESD



- ESD EQUIPMENT: Protection against electrostatic discharge (ESD). The full-length, exchangeable inlay sole is conductive and designed for the use in ESD safety footwear according to the standards DIN EN ISO 20345 and DIN EN 61340-5-1.
- The sole's footbed is tailored to the fit of the shoe as well as to the natural, intact longitudinal arch of the foot.
- The improved heel damping is kind to the entire musculoskeletal system – from foot to spinal column.
- Improvement of the shoe climate thanks to the PU foam's open cell structure. So the foot is always kept comfortably dry.
- The extreme softness of the PU foam absorbs shocks on impact and increases walking comfort.

## PENETRATION RESISTANCE

Metal-free penetration protection

The textile midsole complies with the penetration safety standard EN 12568 and furthermore fulfils the additional requirements for penetration protection in accordance with EN ISO 20344 / 20345. The light and flexible material enables an increased elasticity of the shoe, which can particularly be recognized when working on uneven grounds or on your knees.

The textile variant offers 100 % foot coverage compared to steel midsoles (foot coverage 85 % due to limits in the shoe manufacturing process). Being 100 % metal-free and antimagnetic, this equipment is used as penetration protection in safety shoes.

## OUTSOLE

ERGO-ACTIVE double-density sole with profile



- Excellent slip resistance
- Antistatic

Outsole: PU (polyurethane)

- Colour: black
- Profile depth: 4.0 mm
- Abrasion-resistant
- Heat-resistant to approx. 130°C
- Flexible at cold temperatures to approx. -20°C
- Oil and fuel resistant

Midsole: PU (polyurethane)

- The soft PU core provides a good impact absorption and high wearing comfort