

# TECHNICAL DATA SHEET

IMPULSE EA blue Low ESD S2 Typ 2 No. 7272602


Sz. 40 - 48






## LABELLING ACCORDING TO STANDARD

Standard for safety footwear EN ISO 20345:2022 S2	Basic requirement for S2: <b>A</b> Antistatic shoe - <b>E</b> Energy absorption in the heel - <b>WPA</b> Water penetration and absorption - Closed heel area
Additional requirements	<b>FO FUEL RESISTANCE</b>  <b>SC SCUFF CAP</b> The overcap manages a certain amount of abrasion.

## FORM

Safety shoe 	Form A - in size 42, the upper height must not exceed 11.2 cm.
--	--




## FIT

<p>ERGO-ACTIVE Fußtypensystem</p>	<p>ERGO-ACTIVE foot type system with three fit variants</p> <p>The right shoe for everyone: Three different types of lasts do not only take into account length and width of the foot, but also toe length, heel width and angle of the ball of the foot.</p>	
	<p>Foot type 1:</p> <ul style="list-style-type: none"> <li>• For larger feet</li> <li>• Short toes</li> <li>• Wide ball and heel area</li> <li>• Steep ball angle</li> </ul>	
	<p>Foot type 2:</p> <ul style="list-style-type: none"> <li>• For normal feet</li> <li>• Long toes</li> <li>• Medium-wide ball and heel area</li> <li>• Flat ball angle</li> </ul>	
	<p>Foot type 3:</p> <ul style="list-style-type: none"> <li>• For slim feet</li> <li>• Medium-sized toes</li> <li>• Narrow ball and heel area</li> <li>• Medium ball angle</li> </ul>	

## AREAS OF APPLICATION

<p>Areas of application</p>	<p>Indoors and outdoors</p> <p>Areas where exposure to moisture is expected (S2)</p> <p>Areas where there is a risk of electrostatic discharge (ESDS/ESD)</p>
-----------------------------	---

## FEATURES

<p>ESD equipment</p>	<p>Thanks to its excellent discharge capability, the shoe is suitable for work in ESD sensitive or electrostatically protected areas (EPA). The shoes comply to the standard 61340-5-1.</p>	
<p>Certification in accordance with DGUV rule 112-191</p>	<ul style="list-style-type: none"> <li>• Certified for orthopaedic modifications / inserts</li> </ul>	
<p>Padded upper edge</p>	<ul style="list-style-type: none"> <li>• Excellent wearing comfort: the padded upper edge protects the Achilles tendon.</li> </ul>	
<p>Full, padded bellows tongue</p>	<ul style="list-style-type: none"> <li>• Excellent wearing comfort: The tongue prevents pressure marks and avoids dirt from entering into the shoe.</li> </ul>	
<p>Reflective material</p>	<ul style="list-style-type: none"> <li>• Good visibility in the dark</li> </ul>	
<p>Elastic lacing system</p>	<ul style="list-style-type: none"> <li>• For an individual adjustment to the foot</li> <li>• With quick-locking system</li> </ul>	

## FEATURES

Abrasion-resistant toe protection

- Directly applied to the upper in the shoe tip area
- Excellent wear protection in the shoe tip area
- Protects the upper in this critical area against premature wear

## UPPER MATERIAL

Hydrophobized microfibre

- Areas of application S2/S3
- Synthetic material
- Particularly soft
- Retains its shape
- Tear-resistant
- Dries quickly
- Abrasion-resistant and light
- Water penetration and absorption in accordance with EN ISO 20345 S2; an improved resistance against water penetration is achieved by a special hydrophobation of the material

## LINING

Breathable fabric lining

- Climate-regulating
- Good ventilation
- Skin-friendly
- High absorption and emission of moisture

Heel pocket lining

- The abrasion-resistant microfibre material is particularly sturdy and provides for a pleasant wearing comfort.

## TOE PROTECTION CAP

Steel toe cap



- Protection against impacts of min. 200 joules and pressure loading of min. 15 kN
- Permanent edge coverage for cushioning
- Ergonomically shaped
- Comfortable toe room
- Good coverage of the little toe area

## INLAY SOLE

Semi-orthopaedic inlay sole ESD



- ESD EQUIPMENT: Protection against electrostatic discharge (ESD). The full-length, exchangeable inlay sole is conductive and designed for the use in ESD safety footwear according to the standards DIN EN ISO 20345 and DIN EN 61340-5-1.
- The sole's footbed is tailored to the fit of the shoe as well as to the natural, intact longitudinal arch of the foot.
- The improved heel damping is kind to the entire musculoskeletal system – from foot to spinal column.
- Improvement of the shoe climate thanks to the PU foam's open cell structure. So the foot is always kept comfortably dry.
- The extreme softness of the PU foam absorbs shocks on impact and increases walking comfort.

## INSOLE

ESD soft-fleece insole

ESD equipment: Protection against electrostatic discharge (ESD), and without using additional means fulfilling a bridge function to the outsole.

- Approximately 50 % lighter than comparable soles made of natural materials
- Flexible and shape-retaining
- Good air permeability
- Excellent wear resistance
- High moisture absorption
- Quick drying (virtually overnight)

## OUTSOLE

ERGO-ACTIVE double-density sole with profile



- S-line shaped configuration of the tread blocks, for an ergonomic foot roll
- Contrasting colours for dynamic design
- Excellent slip resistance
- Antistatic

Outsole: TPU (thermoplastic polyurethane)

- Colour: lightgrey, with coloured inserts
- Profile depth: 3.5 mm
- Particularly abrasion-resistant
- Heat-resistant to approx. 130°C
- Flexible at cold temperatures to approx. -30°C
- Oil and fuel resistant

Midsole: PU (polyurethane)

- The soft PU core provides a good impact absorption and high wearing comfort